

Ducting - Rectangular

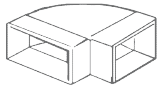
Flat Channel Ducting



Cat. No.	Product Type	External Dimensions			Resistance (Pa) at flow rate								
		H	W	D	8 l/s	13 l/s	21 l/s	29 l/s	37 l/s	45 l/s	53 l/s	61 l/s	
40100	110 x 54mm - L1000mm	54	110	1000	0.8	1.6	3.5	6.0	9.2	13.1	17.1	21.1	
40150	110 x 54mm - L1500mm	54	110	1500	1.2	2.4	5.3	9.1	13.9	19.8	25.9	32	
58100	150 x 70mm - L1000mm	70	150	1000	-	-	-	-	-	-	-	-	
58150	150 x 70mm - L1500mm	70	150	1500	-	-	-	-	-	-	-	-	
58030	150 x 70mm - L300mm	70	150	300	-	-	-	-	-	-	-	-	
58040	150 x 70mm - L400mm	70	150	400	-	-	-	-	-	-	-	-	
55100	204 x 60mm - L1000mm	60	204	1000	<1	<1	<1	1.5	2.2	3.0	3.9	5.1	
55150	204 x 60mm - L1500mm	60	204	1500	<1	<1	1.3	2.2	3.3	4.5	5.9	7.8	
Cat. No.	Product Type	H	W	D	60 l/s			120 l/s			180 l/s		
60910	220 x 90mm - L1000mm	90	220	1000	0.9			3.2			6.7		
60915	220 x 90mm - L1500mm	90	220	1500	1.4			4.9			10.2		
1501	225 x 25mm - L1000mm	25	225	1000	-			-			-		
1503	225 x 25mm - L1500mm	25	225	1500	-			-			-		
1502	225 x 25mm - L2000mm	25	225	2000	-			-			-		
1500	225 x 25mm - L2400mm	25	225	2400	-			-			-		
1509	300 x 25mm - L1000mm	25	300	1000	-			-			-		
1508	300 x 25mm - L1500mm	25	300	1500	-			-			-		
1510	300 x 25mm - L2000mm	25	300	2000	-			-			-		
1515	300 x 25mm - L2400mm	25	300	2400	-			-			-		

Horizontal 90° Bend

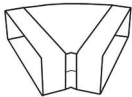
Rectangular Horizontal Bend with Female Fittings Suitable for above Kitchen cupboards



Cat. No.	Product Type	External Dimensions			Resistance (Pa) at flow rate								
		H	W	D	8 l/s	13 l/s	21 l/s	29 l/s	37 l/s	45 l/s	53 l/s	61 l/s	
40500	110x54mm	60	152	152	2.3	9.9	21	38	64	93	124	162	
58500	150 x 70mm	-	-	-	-	-	-	-	-	-	-	-	
55500	204 x 60mm	65	260	260	0.7	1.7	4.1	8.4	13	18	25	34	
Cat. No.	Product Type	H	W	D	60 l/s			120 l/s			180 l/s		
60950	220 x 90mm	95	250	250	9			36			80		
1540	225 x 25mm	-	-	-	-			-			-		
1550	300 x 25mm	-	-	-	-			-			-		

Horizontal 45° Bend

Rectangular Horizontal Bend with Female Fittings Suitable for above Kitchen cupboards



Cat. No.	Product Type	External Dimensions			Resistance (Pa) at flow rate								
		H	W	D	8 l/s	13 l/s	21 l/s	29 l/s	37 l/s	45 l/s	53 l/s	61 l/s	
40450	110 x 54mm	-	-	-	-	-	-	-	-	-	-	-	
55810	204 x 60mm	65	240	260	0.2	0.7	1.2	2.1	3.8	6.1	9.2	13	
Cat. No.	Product Type	H	W	D	60 l/s			120 l/s			180 l/s		
60953	220 x 90mm	95	240	200	5			20			46		
1560	225 x 25mm	-	-	-	-			-			-		
1570	300 x 25mm	-	-	-	-			-			-		

Adjustable Horizontal Bend

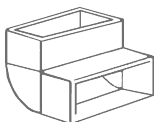
For connecting to Flat Channel Ducting



Cat. No.	Product Type	External Dimensions			Resistance (Pa) at flow rate								
		H	W	D	8 l/s	13 l/s	21 l/s	29 l/s	37 l/s	45 l/s	53 l/s	61 l/s	
54500	204 x 60mm	-	-	-	-	-	-	-	-	-	-	-	

Vertical 90° Bend

90° Rectangular Vertical Bend with Female Fittings suitable for above Kitchen cupboards



Cat. No.	Product Type	External Dimensions			Resistance (Pa) at flow rate								
		H	W	D	8 l/s	13 l/s	21 l/s	29 l/s	37 l/s	45 l/s	53 l/s	61 l/s	
40600	110 x 54mm	95	115	95	3.3	15.5	36	61	96	138	190	253	
58600	150 x 70mm	-	-	-	-	-	-	-	-	-	-	-	
55600	204 x 60mm	115	210	115	1.1	2.5	5.2	9.8	16.1	24	33.6	45	
Cat. No.	Product Type	H	W	D	60 l/s			120 l/s			180 l/s		
60960	220 x 90mm	117	224	120	7			28			66		
1600	225 x 25mm	-	-	-	-			-			-		
1610	300 x 25mm	-	-	-	-			-			-		