

# T12/LT12 Series remote Transformer Range Domestic Range

T12/LT12



- Designed to power 12V low voltage fans installed in the splash area of the shower or bath, the T12/LT12 series of Safety Extra Low Voltage (SELV) transformers can be mounted in the loft area (not Pullcord, Humidistat or PIR models) or high-up on the ceiling next to the pullcord light switch.
- There are 14 models in the range, all fitted with a neon light and complete with pattress.
- The units are manufactured using impact resistant, high gloss ABS thermoplastics for strength, durability and easy cleaning.



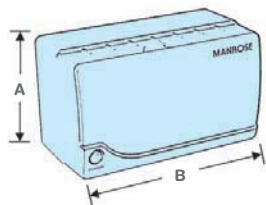
## Technical Details

Cat. No.	Product type
T12S/LT12S	Standard model for remote switching
T12P/LT12P	As above supplied with pullcord switch
T12T/LT12T	Timer model incorporating adjustable integral electronic timer (1-20mins)
T12TP/LT12TP	As above with pullcord override switch. Requires no switched live
T12H/LT12H	Humidity control which is adjustable between 40 and 95% RH. Complete with integral adjustable timer (1-20 mins)
T12HP/LT12HP	As above with pullcord override switch. Requires no switched live.
T12PIR/LT12PIR	The fan requires no switched live, has no requirement to connect to a separate switch and has an adjustable timer (1-20 mins). PIR Activated model which switches on when the room is entered and runs on when the room is vacated.

LT models are for use with 150 Range and CF200LV

### Dimensions (mm)

PRODUCT	A	B	C
T12S/T	86	147	66
T12P/TP/HP	82	145	65
LT12	82	145	78

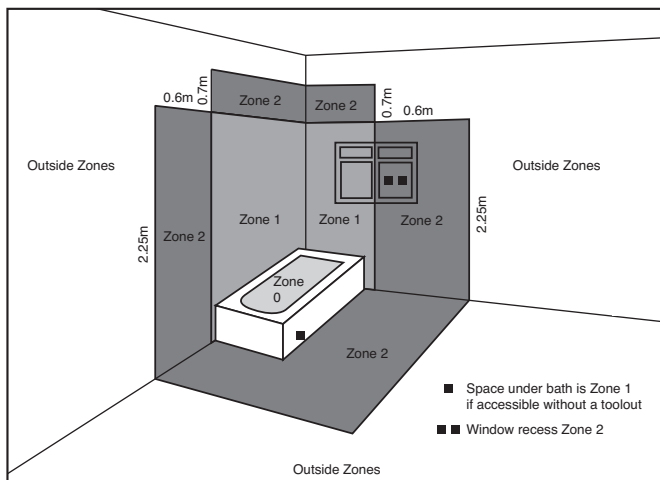


T12/LT12 Transformer

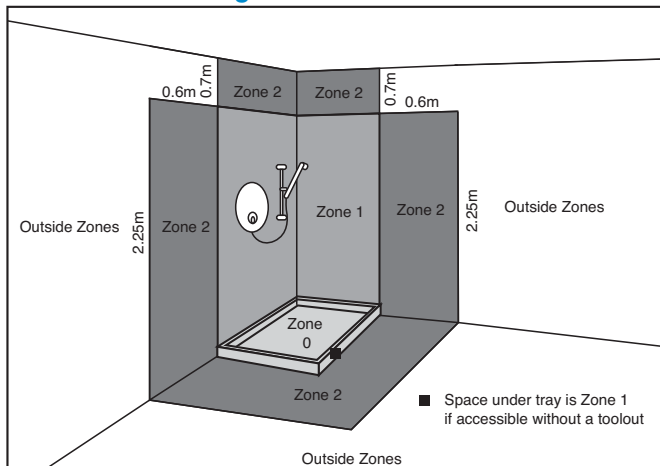
Fitted on standard 25mm deep double pattress



### Bathroom Zone Diagram



### Shower Zone Diagram



### Packaging

Packed in outers of 10 measuring 313mm x 97mm x 126mm - weight 10kgs.

### Electrical

Input 220-240V - 50Hz  $\square$ . Output 12volt AC. 50Hz 25VA S.E.L.V. 35VA on LT Series. Must be mounted out of reach of the person using the bath or shower. These appliances are double insulated and do not require an earth, but must be connected to the supply through a suitable double pole isolating switch with a minimum contact gap of 3mm on fixed wiring circuits. The protective fuse must not exceed 3A and installation must be supervised by a qualified electrician. See zone diagram for transformer zone rating.

### Transformer

Construction of transformer in accordance with EN60742.

- Zone 0: The interior of the bath or shower tray.
- Zone 1: The exterior of the bath or shower tray to a height of 2.25 metres above the floor.
- Zone 2: Extends to 0.60 metres beyond Zone 1 to a height of 2.25 metres above the floor.

