






Cable Type : FLEXIBLE CABLES WITH THERMOPLASTIC PVC INSULATION



CABLE DESCRIPTION

CONSTRUCTION	
STANDARD	: EN 50525-2-11
(1) CONDUCTOR	: CLASS 5 EN 60228
(2) INSULATION	: PVC (Polyvinyl Chloride) Type T1 2
(3) SHEATH	: PVC (Polyvinyl Chloride) Type TM 2
CHARACTERISTICS	
OPERATING TEMPERATURE	: -5 / +70 °C
MAX. SHORT CIRCUIT TEMPERATURE	: 160 °C (max. 5 sec.)
NOMINAL VOLTAGE (U ₀ /U)	: 300 / 500 V
TEST VOLTAGE	: 2000 V
MINIMUM BENDING RADIUS	: 6 x Ø
INSULATION COLOR	
HD 308 S2	
2 cond. : Blue – Brown	
3 cond.: Green/Yellow – Blue – Brown	
4 cond.: Green/Yellow – Brown – Black – Grey	
5 cond.: Green/Yellow – Blue – Brown – Black – Grey	
FLAME RETARDANT	
IEC 60332-1-2	
APPLICATIONS	
Ordinary duty PVC cable for use in domestic appliances, kitchens and offices. For use with light portable appliances such as radios, table lamps and office equipment. Generally unsuitable for outdoor use or industrial applications.	



CABLE DIAMETERS

SUPPLIER ALTERNATE PART	NUMBER AND NOMINAL CROSS-SECTIONAL AREA OF CONDUCTORS	COPPER DIMENSION	THICKNESS OF INSULATION SPECIFIED VALUE	THICKNESS OF SHEATH SPECIFIED VALUE	MEAN OVERALL DIMENSIONS		MAX. RESISTANCE at 20°C
					LOWER LIMIT Ø	UPPER LIMIT Ø	
	mm ²	mm	mm	mm	mm	mm	Ω/km
3182Y	2 x 0,75	22 / 0,20	0,60	0,80	5,70	7,20	26,00
3182Y	2 x 1	29 / 0,20	0,60	0,80	5,90	7,50	19,50
3182Y	2 x 1,5	27 / 0,25	0,70	0,80	6,80	8,60	13,30
3182Y	2 x 2,5	45 / 0,25	0,80	1,00	8,40	10,60	7,98
3182Y	2 x 4	50 / 0,30	0,80	1,10	9,70	12,10	4,95
3183Y	3 x 0,75	22 / 0,20	0,60	0,80	6,00	7,60	26,00
3183Y	3 x 1	29 / 0,20	0,60	0,80	6,30	8,00	19,50
3183Y	3 x 1,5	27 / 0,25	0,70	0,90	7,40	9,40	13,30
3183Y	3 x 2,5	45 / 0,25	0,80	1,10	9,20	11,40	7,98
3183Y	3 x 4	50 / 0,30	0,80	1,20	10,60	13,10	4,95
3184Y	4 x 0,75	22 / 0,20	0,60	0,80	6,60	8,30	26,00
3184Y	4 x 1	29 / 0,20	0,60	0,90	7,10	9,00	19,50
3184Y	4 x 1,5	27 / 0,25	0,70	1,00	8,40	10,50	13,30
3184Y	4 x 2,5	45 / 0,25	0,80	1,10	10,10	12,50	7,98
3184Y	4 x 4	50 / 0,30	0,80	1,20	11,60	14,30	4,95
3185Y	5 x 0,75	22 / 0,20	0,60	0,90	7,40	9,30	26,00
3185Y	5 x 1	29 / 0,20	0,60	0,90	7,80	9,80	19,50
3185Y	5 x 1,5	27 / 0,25	0,70	1,10	9,30	11,60	13,30
3185Y	5 x 2,5	45 / 0,25	0,80	1,20	11,20	13,90	7,98
3185Y	5 x 4	50 / 0,30	0,80	1,40	13,00	16,10	4,95

Due to variables in production, the information on this data sheet is approximate and subject to change without any notice.

